

Laguna

Beautifully simple water gardening

www.lagunaponds.co.uk



**FORMULA CREATED WITH
BLACK SOLDIER FLY LARVAE**



WATER GARDENING
TRADE CATALOGUE

2020




LAGUNA... BUILT ON QUALITY

Expertly manufactured in Europe by a global leader in water pumping technology, Laguna pond pumps employ state of the art technology for superior power, reliability and efficiency.

We ensure the very highest quality and minimise returns by testing EVERY pump and testing EVERY filter, before they leave the production line!

When you purchase a Laguna product you are not just buying any pump or filter, you are investing in the latest technology, manufactured in world leading facilities, with the most rigorous testing in the industry.





CONTENTS

Elite Dealer Programme	4
Deck Ponds	6
Pump Range	8
Fountain Pump Kits	9
PowerJet	10
Max-Flo	13
Which Pump Size Do I Need?	16
Clear-flo Kits	17
Pressure-flo	18
Floating Plant Baskets	24
Food- Fly Mix	26
Hydra-Clean	28
Pond Nets	31
Pond Maintenance	33
Connectors	34
Replacement and Spare Parts	36
POS Support	46

ELITE DEALER PROGRAMME

OUR ELITE DEALER PROGRAMME Allows you to align, brand and build your business confidently, with the quality, performance and innovation synonymous with Laguna.

PUT SOME POWER BEHIND YOUR POND BUSINESS

Only one pond brand gives you all this. Only one pond brand is engineered and manufactured by the Fluval filtration team – the world's most trusted filter brand. There's only one pond brand worth stocking for the 2020 season – **apply now to become an Elite Dealer and power into 2020 with Laguna.**

The pond market is changing. Smaller new build homes with less room for ponds and a rise in rented accommodation (doubled in the last 20 years according to the English Housing Survey) means less new ponds are being built than ever. That's why it's vital you choose the pond hardware brand that will bring you the greatest return, the best support and the least aftersales problems.

Laguna is the pond brand that delivers. Become an Elite Dealer today for full availability at Elite Dealer prices and have confidence in the quality, reliability and value for money that Laguna delivers, every time.

SELL WITH CONFIDENCE

- Laguna's key hardware range is designed and manufactured by the same team that engineer Fluval filters, so you can be confident in recommending Laguna to your customers.
- EVERY pump and filter is individually tested prior to leaving the factory.
- Laguna pumps and filters are some of the most reliable in the world, with faulty returns rates less than 0.3%.
- 5 year (3+2) consumer guarantee as standard on larger pumps.





Scan for Elite Dealer Registration
uk.hagen.com/lagunaelitedealer



Scan to request Laguna training
uk.hagen.com/lagunatraining



WHY BECOME A LAGUNA ELITE DEALER?

- Extensive digital marketing support - personalised, geo-targeted Facebook advertising campaigns will be deployed to drive foot traffic directly to your store!
- FREE Training – make sure your team is fully up to date with personal training by our expert team in your store, or through our extensive online training courses (scan the QR code above to apply).
- Strong margins thanks to selective distribution.
- Minimum stockholding – buy what you want, when you need it.
- Free merchandising solutions and shopfittings



Full availability of the Laguna range at Elite Dealer prices

Maintained margins thanks to controlled distribution

Minimum stockholding buy what you need, when you need it with a fully protected pricing structure

Laguna Elite Dealer logo to brand your store and website

Full marketing support striking display material and informative POS

Exclusive stock displays only available to Elite Dealers

Online support through active social media sites, plus dedicated weblink to download product copy and images

Exclusive promotional activity only available to Elite Dealers

DECK PONDS



All supplied ready for painting or staining in the colour of your choice

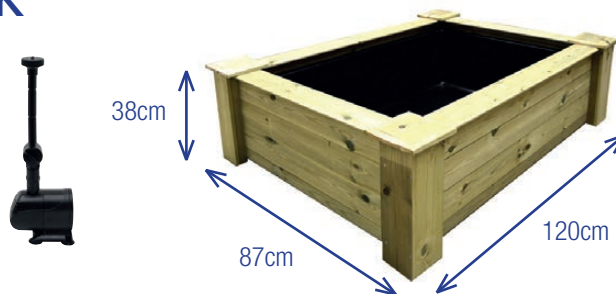


**IMPROVED
DESIGN**

MEDIUM DECK POND KIT

CONTAINS
Pond Surround
220L Pond Tub (PT788)
Fountain Pump (PT8150)

L 120cm x D 87cm x H 38cm




MEDIUM DECK POND KIT - **PT1154**



LARGE DECK POND KIT

CONTAINS
Pond Surround
470L Pond Tub (PT795)
Fountain Pump (PT8155)

L 142cm x D 99cm x H 52cm



LARGE DECK POND KIT - **PT1155**



NEW IMPROVED DESIGN-



- Reinforced struts added to the longer sides of the pond frame
- Wood treatment applied to make the pond more weatherproof

BASINS

For In-Ground or Above-Ground Installations basin ponds are perfect for small spaces. Quick and easy to install they provide an attractive water display almost anywhere around the garden, porch and even indoors.



ROUND PLASTIC POND TUB - **PT786**



AVAILABLE
Preseason Order ONLY
(Subject to minimum order)

RECTANGULAR GOLDFISH TUB
220L - **PT788**



RECTANGULAR GOLDFISH TUB
470L - **PT795**



RECTANGULAR GOLDFISH TUB
1000L - **PT796**



LAGUNA PUMPS

— THE HEART OF YOUR POND —

Power, reliability and efficiency are the bywords of the Laguna Pump range. From small water features to large scale waterfall installations, there's a pump to fit every garden pond.


FOUNTAIN PUMPS

For ponds up to 22,000 litres, Laguna Fountain Pumps create a spectacular fountain feature display. Our Powerjet range includes dual flow diverter valves to also power a waterfall.



SOLID HANDLING PUMPS

Designed and engineered in Europe, our Max-Flo pumps are unequalled in the market for their power, reliability and low energy consumption. Suitable for creating waterfalls and watercourses in ponds up to 33,000 litres.



FOUNTAIN PUMP KITS

EASY TO MAINTAIN PUMPS

Reliable at an affordable price. Pumps come with extendable riser stem, two interchangeable fountain heads and a 19 mm diverter valve for waterfalls.

1. Two fountain heads.
- WaterBell & 2-tier (PT8150)
- WaterBwell & 3-tier. (PT8155/PT8160)
2. Extendable riser stem.
3. Adjustable water flow.
4. Front strainer cage protects the impeller.
5. Removable suction cup base.



Low base dump bins hold all three sizes of fountain pump - bespoke A3 headers available to order.
M3077

105 x 72
x 42 Cm

To find full listings of
REPLACEMENT & SPARE PARTS
go to the back of this catalogue.

FOUNTAIN PUMP SPECIFICATIONS

MODEL	PT8150 700	PT8155 1500	PT8160 2000
Maximum Flow Rate	700 LPH	1500 LPH	2000 LPH
Maximum Head Height	0.9 m	1.6 m	2.0 m
Maximum Pond Volume	1400 L	3000 L	4000 L
Wattage	10 W	25 W	30 W
Voltage	230V/50Hz	230V/50Hz	230V/50Hz
Amperage	0.073 A	0.17 A	0.27 A
Power Cord Length	10 m	10 m	10 m
Inlet Diameter	25 mm	25 mm	32 mm
Outlet Diameter	16 mm	19 mm	19 mm



HEAD HEIGHTS

HEAD HEIGHT	FLOW RATE (LPH)		
152.5cm		118	408
122cm		446	751
91.5cm	67	710	1129
61cm	330	940	1430
30.5cm	532	1137	1689
0cm	720	1440	1800
MODEL	PT8150	PT8155	PT8160



FOUNTAIN PUMP 700LPH - PT8150



FOUNTAIN PUMP 1500LPH - PT8155



FOUNTAIN PUMP 2000LPH - PT8160



MAXIMUM PERFORMANCE BEAUTIFUL WATER FEATURES

European built and engineered, magnetic-driven motors are unequaled in the market, for their reliability and ability to generate large volumes of water movement at low energy costs.



1. Dual flow control diverter valve enables independent water flow adjustment between fountain head and waterfall.
2. Large intake surface to reduce water speed & restrict clogging for maximum pump protection.
3. Pivoting joint and extendable riser facilitates vertical levelling of riser stem/fountain head to multiple height options.
4. Two quality fountain head options 3-Tier & Water Bell style.
5. Solid ergonomic handle for easy transportation and safe grip.
6. Convenient keyhole cutouts allow cage to be easily affixed to flat surface for added stability.
7. Click Fit coupling provides quick and easy hose connections.
8. Cage surface with small holes to provide maximum wildlife protection.

WITH ENERGY SAVING SMART PUMP TECHNOLOGY*

The pumps now feature a new generation of Smart Pump Technology (SPT), an integrated self-regulating system that continuously monitors the pumps' performance, impeller direction, hydraulics and force, resulting in one of the most powerful, energy efficient pumps you can buy. *(Not included on the 2200 & 4000)



PowerJet 2200LPH - PT8200



PowerJet 4000LPH - PT8204



PowerJet 5000LPH - PT8208



PowerJet 7600LPH - PT8212



PowerJet 9000LPH - PT8216

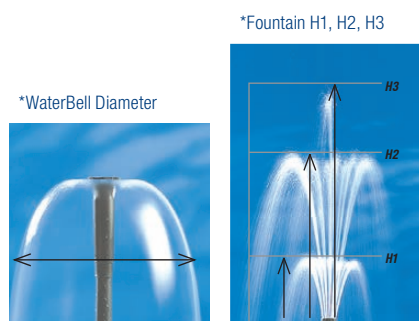


PowerJet 11000LPH - PT8220



POWERJET PUMP SPECIFICATIONS

POWERJET	PT8200 2200	PT8204 4000	PT8208 5000	PT8212 7600	PT8216 9000	PT8220 11000
Maximum Flow Rate	2200 LPH	4000 LPH	5600 LPH	7600 LPH	9000 LPH	11000 LPH
Maximum Head Height	1.8 m	2 m	3.3 m	3.5 m	3.7 m	4.2 m
Maximum Pond Volume	4400 L	8000 L	11200 L	15200 L	18000 L	22000 L
Wattage	32 W	55 W	65 W	75 W	80 W	105 W
Voltage	230V/50Hz	230V/50Hz	230V/50Hz	230V/50Hz	230V/50Hz	230V/50Hz
Amperage	0.25 A	0.40 A	0.55 A	0.65 A	0.65 A	0.9 A
Power Cord Length	10 m	10 m	10 m	10 m	10 m	10 m
Pump Output Diameter	25 mm	32 mm	32 mm	32 mm	32 mm	32 mm
Outlet Adapter Diameter	19, 25, 32 mm	19, 25, 32 mm	19, 25, 32 mm	19, 25, 32 mm	19, 25, 32 mm	19, 25, 32 mm
Water Bell Diameter*	70 cm	80 cm	90 cm	120 cm	130 cm	150 cm
Fountain H1*	H1 / 40 cm	H1 / 70 cm	H1 / 110 cm	H1 / 90 cm	H1 / 100 cm	H1 / 120 cm
Fountain H2*	H2 / 75 cm	H2 / 100 cm	H2 / 160 cm	H2 / 150 cm	H2 / 165 cm	H2 / 190 cm
Fountain H3*	H3 / 115 cm	H3 / 140 cm	H3 / 215 cm	H3 / 200 cm	H3 / 220 cm	H3 / 250 cm
Fountain Diameter	Max. dia. 60 cm	Max. dia. 70 cm	Max. dia. 140 cm	Max. dia. 160 cm	Max. dia. 160 cm	Max. dia. 170 cm



POWERJET HEAD HEIGHTS

HEAD HEIGHT	FLOW RATE (LPH)					
4.2m						4.2m (Max.)
3.7m					3.7m (Max.)	3350
3.5m				3.5m (Max.)	600	4400
3.3m			3.3m (Max.)	2100	2600	5250
3m			1850	3150	3800	5400
2.7m			1950	4000	4600	5900
2.4m			2640	4600	5300	6950
2m		2m (Max.)	2850	5200	5900	7250
1.8m	1.8m (Max.)	360	3090	5450	6400	8000
1.5m	520	1300	3420	5900	6900	8300
1.2m	960	1750	3780	6200	7500	8900
0.9m	1330	2500	4140	6700	7900	9250
0.6m	1640	3000	4680	7050	8300	9650
0.3m	1950	3700	4860	7350	8700	10080
0m	2200	4000	5600	7600	9000	11000
POWERJET	PT8200 2200	PT8204 4000	PT8208 5000	PT8212 7600	PT8216 9000	PT8220 11000

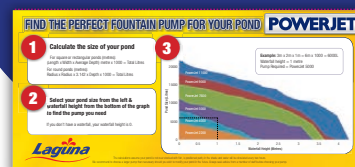


M3048

Laguna PowerJet
POS Unit
500 x 470 x 372 mm

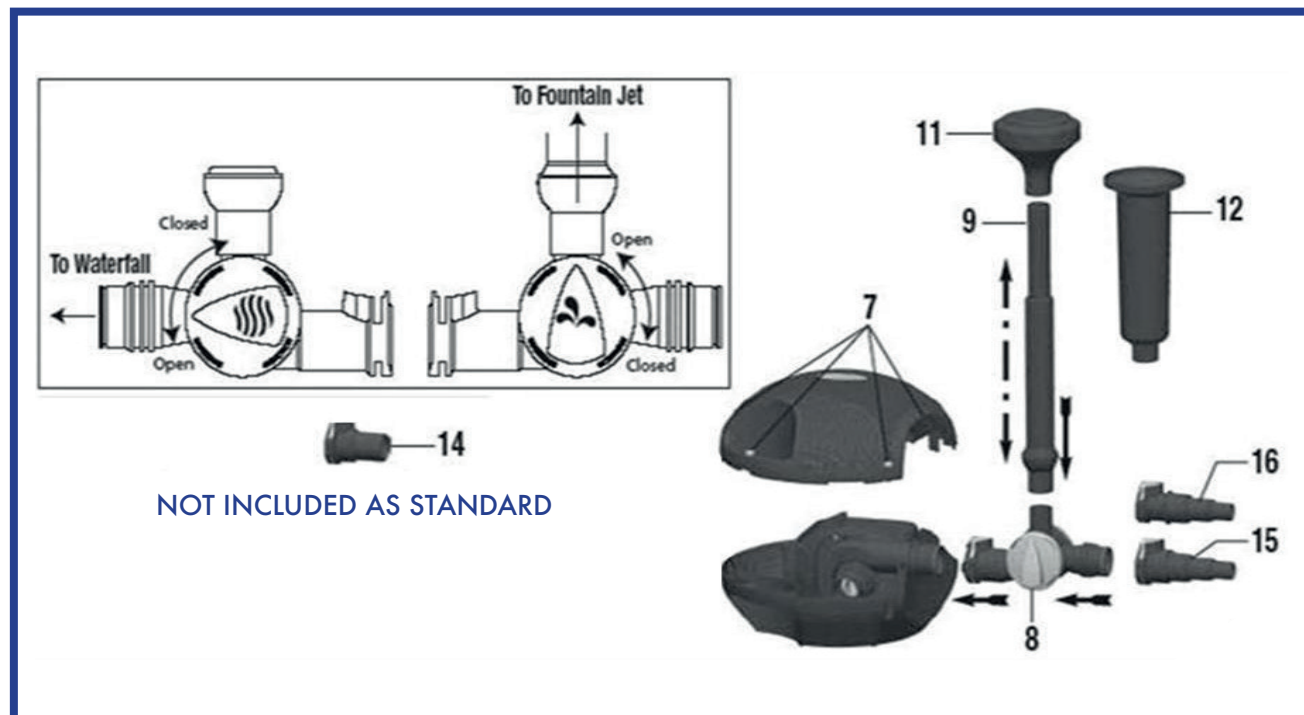
S2125

Laguna PowerJet
Shelf Edge
19.5cm x 8cm



POWERJET

POWERJET PARTS EXPLOSION



Item	Description	PT8200 2200	PT8204 4000	PT8208 5000	PT8212 7600	PT8216 9000	PT8220 11000
7	Pivot Pin Fasteners	PT447	PT447	PT447	PT447	PT447	PT447
8	Diverter Valve	PT626	PT627	PT627	PT628	PT628	PT628
9	Riser Stem	PT616	PT617	PT617	PT617	PT617	PT617
11	3 Tier Fountain Head	PT652	PT652	PT652			
12	WaterBell Fountain Head	PT662	PT662	PT662			
14	32mm Hosing Connector to fit 38mm				PT638	PT638	PT638
15	32mm Universal Fast Hose Coupling to fit 19, 25, 32mm		PT640	PT640	PT640	PT640	PT640
16	25mm Universal Fast Hose Coupling to fit 19, 25, 32mm	PT636					

To find full listings of
REPLACEMENT & SPARE PARTS
go to the back of this catalogue.

MAX-FLO



SOLIDS HANDLING CAPABILITY



1. Strainer cage protects impeller, assures continuous water flow and reduces risk of clogging.
2. Cage openings from 6mm up to 10mm in diameter for dependable solids handling capability. (Excluding 2200 & 4000 model).
3. Unique two-level suction capability, through upper and lower casing, for maximum water flow.
4. Click Fit coupling provides quick and easy hose connections.
5. Convenient keyhole cutouts allow cage to be easily affixed to flat surface for added stability.
6. High stability as a result of extremely flat shape (low centre of gravity).
7. Solid ergonomic handle for easy transportation and safe grip.

WITH ENERGY SAVING SMART PUMP TECHNOLOGY*

The pumps feature a new generation of smart pump technology (SPT), an integrated self-regulating system that continuously monitors the pumps' performance, impeller direction, hydraulics and force, resulting in one of the most powerful, energy efficient pumps you can buy. *(Not included on the 2200 & 4000)



Max-Flo 2200LPH - PT8232



Max-Flo 4000LPH - PT8236



Max-Flo 5000LPH - PT8240



Max-Flo 7600LPH - PT8244



Max-Flo 9000LPH - PT8248



Max-Flo 11000LPH - PT8252




Max-Flo 16500LPH - PT8256



*excluding model # PT8232 & PT8236

MAX-FLO

MAX-FLO PARTS



Item	Description	PT8232 2200	PT8236 4000	PT8240 5000	PT8244 7600	PT8248 9000	PT8252 11000	PT8256 16500
7	Pivot Pin Fasteners	PT447	PT447	PT447	PT447	PT447	PT447	PT447
8	32mm Hosing Connector to fit 38mm				PT638	PT638	PT638	
9	32mm Universal Fast Hose Coupling to fit 19, 25, 32mm				PT640	PT640	PT640	
10	25mm Universal Fast Hose Coupling to fit 19, 25, 32mm	PT636	PT636	PT636				
11	38mm Hose Connector to fit 32-38mm							PT358

To find full listings of
REPLACEMENT & SPARE PARTS
 go to the back of this catalogue.

MAX-FLO PUMP SPECIFICATIONS

MAX-FLO	PT8232 2200	PT8236 4000	PT8240 5000	PT8244 7600	PT8248 9000	PT8252 11000	PT8256 16500
Maximum Flow Rate	2200 LPH	4000 LPH	5000 LPH	7600 LPH	9000 LPH	11000 LPH	16500 LPH
Maximum Head Height	1.8 m	2 m	3.3 m	3.5 m	3.7 m	4.2 m	4.7 m
Maximum Pond Volume	4400 L	8000 L	10000 L	15200 L	18000 L	22000 L	33000 L
Wattage	32 W	55 W	65 W	75 W	80 W	105 W	160 W
Voltage	230V/50Hz	230V/50Hz	230V/50Hz	230V/50Hz	230V/50Hz	230V/50Hz	230V/50Hz
Amperage	0.25 A	0.40 A	0.55 A	0.65 A	0.65 A	0.9 A	1.45 A
Power Cord Length	10m	10m	10m	10m	10m	10m	10m
Pump Output Diameter	25 mm	32 mm	32 mm	32 mm	32 mm	32 mm	38mm
Outlet Adapter Diameter	19, 25, 32 mm	19, 25, 32 mm	19, 25, 32 mm	19, 25, 32, 38 mm	19, 25, 32, 38 mm	19, 25, 32, 38 mm	32, 38 mm
Solids Handling Size	6 mm	6 mm	6 mm	8 mm	8 mm	8 mm	10 mm

MAX-FLO HEAD HEIGHTS

HEAD HEIGHT	FLOW RATE (LPH)						
4.7m							4.7m (Max.)
4.2m						4.2m (Max.)	4900
3.7m					3.7m (Max.)	3350	6000
3.5m				3.5m (Max.)	600	4400	7200
3.3m			3.3m (Max.)	2100	2600	5250	8400
3m			1850	3150	3800	5400	9050
2.7m			1650	4000	4600	5900	10020
2.4m			2192	4600	5300	6950	10900
2m		2m (Max.)	2339	5200	5900	7250	11430
1.8m	1.8m (Max.)	360	2570	5450	6400	8000	12420
1.5m	520	1300	2881	5900	6900	8300	13200
1.2m	960	1750	3751	6200	7500	8900	13670
0.9m	1330	2500	4020	6700	7900	9250	14500
0.6m	1640	3000	4410	7050	8300	9650	15030
0.3m	1950	3700	4921	7350	8700	10080	15910
0m	2200	4000	5110	7600	9000	11000	16500
MAX-FLO	PT8232 2200	PT8236 4000	PT8240 5000	PT8244 7600	PT8248 9000	PT8252 11000	PT8256 16500

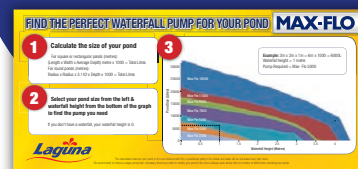


M3049

Laguna Max-Flo
POS Unit
500 x 470 x 372 mm

S2126

Laguna Max-Flo
Shelf Edge
19.5cm x 8cm



Which pump size do I need?...

Before purchasing a pump, your customer must first determine how much work it will need to do. Will it just circulate water or will it pump water through a UV steriliser, waterfall, fountain, ornament or filter (or a combination). We recommend to suggest a slightly larger pump than necessary, then if your customer wants to modify their pond in the future, e.g. add more fish, they have adequate water circulation.

STEP 1: DETERMINE HEAD HEIGHT

A. Fountain

Distance in metres from pond surface to top of water fountain head.

A. Fountain = _____m

B. Waterfall

Distance in metres from pond surface to top of waterfall.

B. Waterfall = _____m

C. Hosing

Add 30cm of head height for every 3m of hosing.

C. Hosing = _____m

Step 1: Total Head Height D = (A+B+C)

D. = _____m

STEP 2: DETERMINE FLOW RATE - LITRES PER HOUR (LPH)

E. Calculate Pond Volume (average dimensions of your pond)

☐ Square (or rectangle)

Length (m) _____ x Width (m) _____ x Depth (m) _____
x 1000 Ltr = _____ Ltr ÷ 2 = _____ LPH
(POND SIZE) (STANDARD 2 HOUR FLOW RATE)

- OR -

☐ Round

Radius x Radius (m) _____ x 3.14 _____ x Avg Depth (m) _____
x 1000 Ltr = _____ Ltr ÷ 2 = _____ LPH
(POND SIZE) (STANDARD 2 HOUR FLOW RATE)

Subtotal (E) = _____ LPH/GPH

STEP 3: WATERFALL REQUIREMENTS

Use a garden hose at the top of the waterfall to gauge the flow required. **

F. Width of Waterfall (at top of waterfall). A waterfall requires 250 to 350 LPH or 40 to 60 GPH flow rate for every 2.5cm/1" of width of waterfall*

Waterfall width _____ cms x 250 (LPH)

Total Waterfall LPH (F) = _____ LPH

Step 2: Total Flow Rate (E+F) = _____ LPH

STEP 4: SELECTING A PUMP

Select which pump you need from the options on the following pages depending on whether you would like a fountain or a waterfall (or both). See the head height charts on the side of the product packaging to see which size pump you need for your required flow rate, taking into account your above calculations.

*Remember the figures are approximate and based on maximum output in ideal conditions. Extra wide waterfalls or additional spouting ornaments will require a more powerful pump.

** By using a garden hose to provide the waterfall flow rate required, with the hose still running, fill a 10 litre bucket. Measure the time it takes to fill the bucket. Then divide 3600 by the number of seconds taken to fill the bucket and multiply by the volume (litres) of the bucket. The result will be the flow rate in litres per hour.
Example: It takes 10 seconds to fill a 10 litre bucket from the garden hose at the waterfall flow rate required. (3600 divided by 10 seconds) x 10 litres = 3,600 LPH



Scan to find our pond calculator
we'll calculate your pond volume and show
our recommended products.

CLEAR-FLO KITS

COMPLETE PUMP, UVC & FILTER KIT

For the ultimate combination in power and performance we have combined our industry leading Max-Flo solids handling pump with our Pressure-Flo UVC Filter. This perfect partnership ensures sustained performance and stunning water clarity, backed by our 3 year guarantee for the Pressure-Flo & 5 year guarantee for the Max-Flo pump.



WATER CONDITIONING

Laguna Phos-X Phosphate Remover is specifically formulated for freshwater ponds. It absorbs and traps phosphate, nitrite and nitrate gradually and safely. As a result, your pond water will be crystal clear and provide ideal living conditions for fish and plants.

PHOS-X PHOSPHATE REMOVER - PT570



To find full listings of
REPLACEMENT & SPARE PARTS
go to the back of this catalogue.



M3067

Laguna power totem for
Clear-Flo kits
215 x 74cm

CLEAR-FLO

CLEAR-FLO	PT1730 3000	PT1731 6000	PT1732 10000	PT1733 14000
PUMP INCLUDED	Max-Flo 2200	Max-Flo 4000	Max-Flo 7600	Max-Flo 9000
FILTER INCLUDED	Pressure-Flo 3000	Pressure-Flo 6000	Pressure-Flo 10000	Pressure-Flo 14000
FOR PONDS UP TO	3000 L	6000 L	10000 L	14000 L

3000 CLEAR-FLO KIT - PT1730



6000 CLEAR-FLO KIT - PT1731



10000 CLEAR-FLO KIT - PT1732



14000 CLEAR-FLO KIT - PT1733



PRESSURE-FLO

HIGH PERFORMANCE PRESSURISED POND FILTRATION SYSTEMS

Triple Filtration for Maximum Performance

(FOAMS - BIOROCK - UV CLARIFIER)

Foam filter media removes large solid debris while Laguna BioRock* promote the growth of beneficial bacteria which biologically filters your pond water. A UVC lamp then destroys single-celled algae organisms and disease borne pathogens and bacteria, eliminating green water and reducing disease. *Biological filter media which is an ideal substrate for housing beneficial bacteria to break down fish waste toxins such as ammonia, nitrite and nitrate. (BIOROCK NOT INCLUDED IN 3000 MODEL)

KEY BENEFITS OF PRESSURE-FLO

- Premium European quality
- Unique, patented cleaning system
- 3 Step Filtration System: Mechanical, biological and ultra violet filtration work in unison to provide clean and clear pond water guaranteed
- 3 year warranty
- Combine with Laguna Max-Flo pump for the ultimate combination in filtration and performance

PRESSURE-FLO SPECIFICATIONS

	PT1715 3000	PT1716 6000	PT1717 10000	PT1718 14000
High load of fish in direct sunlight (For Ponds Up To)*	1500 L	3000 L	5000 L	7000 L
Low load of fish in shade (For Ponds Up To)*	3000 L	6000 L	10000 L	14000 L
Unit Size (Diameter x Height)	Ø 28.5 x 35 cm H	Ø 28.5 x 51 cm H	Ø 36.5 x 52.5 cm H	Ø 36.5 x 64 cm H
Canister Height	23 cm	38.5 cm	40 cm	50 cm
Canister Volume	10 L	17.5 L	31 L	40 L
UV Steriliser*	11 W	11 W	18 W	24 W
Power Cord Length*	4.8 m	4.8 m	4.8 m	4.8 m
Pump Recommendation	Max-Flo 2200 PT8232	Max-Flo 4000 PT8236	Max-Flo 7600 PT8244	Max-Flo 9000 PT8248
Foam pcs	3	4	4	5
BioRock	NA	approx. 100pieces	approx. 160pieces	approx. 220pieces
Universal Fast Coupling	PT640 (x3)	PT640 (x3)	PT640 (x3)	PT640 (x3)
Hosing Connector	NA	NA	PT638 (x1)	PT638 (x1)
Replacement UVC Bulbs	PT1601	PT1601	PT1602	PT1603



Scan to view video

See how the Laguna Pressure-Flo & Clear-Flo filters keep your pond water healthy and clear from algae.



To find full listings of
REPLACEMENT & SPARE PARTS
go to the back of this catalogue.

NEW



M3073
Laguna Pressure-Flo
POS Unit
(For Laguna Elite
Dealers only)



M3050
Laguna Pressure-Flo
POS Unit
765 x 500 x 400 mm

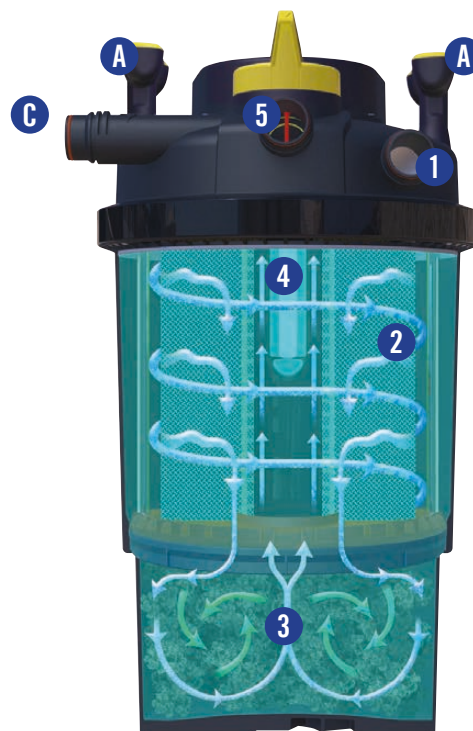
PT1714 - Dummy
Pressure-Flo Unit

WATER CLEANING AND CLARIFICATION

1. Dirty pond water enters filter.
2. Mechanical filtration foam removes dirt and debris.
3. Water contacts BioRock* (loaded with beneficial bacteria) in the filtration chamber.
4. High Power UVC lamp destroys algae, disease borne pathogens and bacteria.
5. Clean, filtered water returns to the pond and the cycle starts again.

BACKWASH-CLEANING

- A. External cleaning handles move up and down - no need to open filter lid.
- B. Two internal cleaning blades scrub and remove debris from filter foam.
- C. Debris is expelled (into a bucket or garden).



CLEANING INDICATOR

Lets you know when cleaning is required



BACKWASH SYSTEM

Cleans foam surface by scrubbing foam without opening the filter



PRESSURE-FLO 3000 - PT1715



PRESSURE-FLO 6000 - PT1716



PRESSURE-FLO 10000 - PT1717




PRESSURE-FLO 14000 - PT1718




CLICK FIT SYSTEM

For easy connection



UVC INDICATOR LAMP

Shows UVC steriliser is working



*Biological filter media which is an ideal substrate for housing beneficial bacteria to break down fish waste toxins such as ammonia, nitrite and nitrate.

PRESSURE-FLO **POST 2015** BULBS & MEDIA

REPLACEMENT UVC BULBS



PLS Style UVC BULB 11W FOR PFLO & CFLO 3000/6000 - **PT1601**



PLL Style UVC BULB 18W FOR PFLO & CFLO 10000 - **PT1602**



PLL Style UVC BULB 24W FOR PFLO & CFLO 14000 - **PT1603**



SERVICE KITS

Service Kits include replacement foam media, UVC Bulb, silicone lubricant and 3 O Rings



SERVICE KIT PFLO / CFLO 3000 (PT1715 / PT1730) - **PT1610**



SERVICE KIT PFLO / CFLO 6000 (PT1716 / PT1731) - **PT1611**



SERVICE KIT PFLO / CFLO 10000 (PT1717 / PT1732) - **PT1612**



SERVICE KIT PFLO / CFLO 14000 (PT1718 / PT1733) - **PT1613**



REPLACEMENT FOAMS



REPLACEMENT FOAMS (2PK)
FOR CFLO, PFLO 3000, 6000 - **PT1837**



REPLACEMENT FOAMS (2PK)
FOR CFLO & PFLO 10000, 14000 - **PT1838**



REPLACEMENT FOAMS (3PK)
FOR PFLO & CFLO 3000/6000 AND
PFLO 2500/5000 - **PT1735**



REPLACEMENT FOAMS (4PK)
FOR PFLO & CFLO 3000/6000 AND
PFLO 2500/5000 - **PT1736**



REPLACEMENT FOAMS (4PK)
FOR PFLO & CFLO 10000/14000
AND PFLO 8000/12000 - **PT1737**



REPLACEMENT FOAMS (5PK)
FOR PFLO & CFLO 10000/14000
AND PFLO 8000/12000 - **PT1738**



PRESSURE-FLO PRE 2015 BULBS & MEDIA

REPLACEMENT UVC BULBS



T5 Style FOUR PIN UVC BULB 11W FOR
PFLO 2500/5000 (PT1500/02) - **PT1492**



T5 Style FOUR PIN UVC BULB 20W
FOR PFLO 8000 (PT1504) - **PT1493**



T5 Style FOUR PIN UVC BULB 25W
FOR PFLO 12000 (PT1506) - **PT1494**



SERVICE KITS

Service Kits include replacement foam media, UVC Bulb, 2 cleaning brushes, silicone lubricant and 3 O Rings



SERVICE KIT PFLO 2500 (PT1500) -
PT1496



SERVICE KIT PFLO 5000 (PT1502) -
PT1497



SERVICE KIT PFLO 8000 (PT1504) -
PT1498



SERVICE KIT PFLO 12000 (PT1506) -
PT1499



REPLACEMENT FOAMS



REPLACEMENT FOAMS (2PK)
FOR PFLO 2500, 5000 - **PT1837**



REPLACEMENT FOAMS (2PK)
FOR PFLO 8000, 12000 - **PT1838**



REPLACEMENT FOAMS (3PK)
FOR PFLO & CFLO 3000/6000 AND
PFLO 2500/5000 - **PT1735**



REPLACEMENT FOAMS (4PK)
FOR PFLO & CFLO 3000/6000 AND
PFLO 2500/5000 - **PT1736**



REPLACEMENT FOAMS (4PK)
FOR PFLO & CFLO 10000/14000
AND PFLO 8000/12000 - **PT1737**

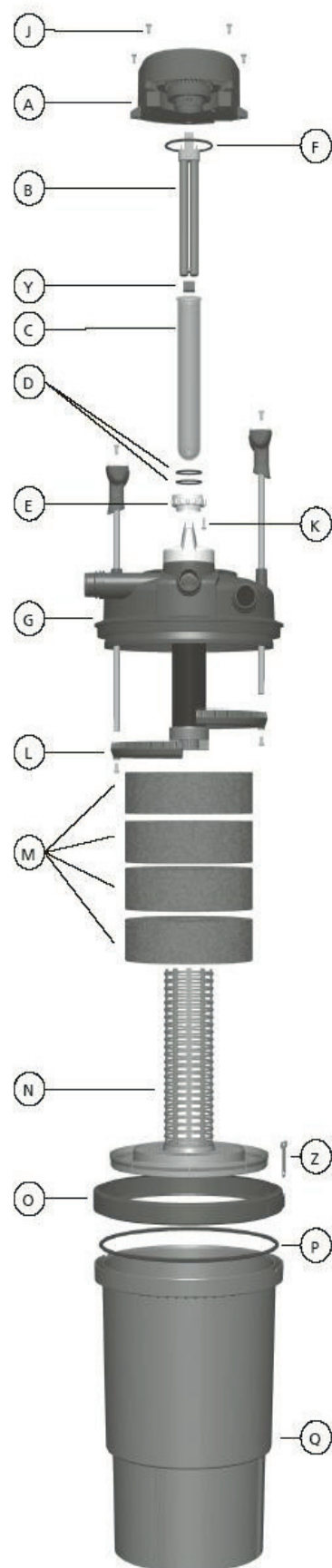


REPLACEMENT FOAMS (5PK)
FOR PFLO & CFLO 10000/14000
AND PFLO 8000/12000 - **PT1738**

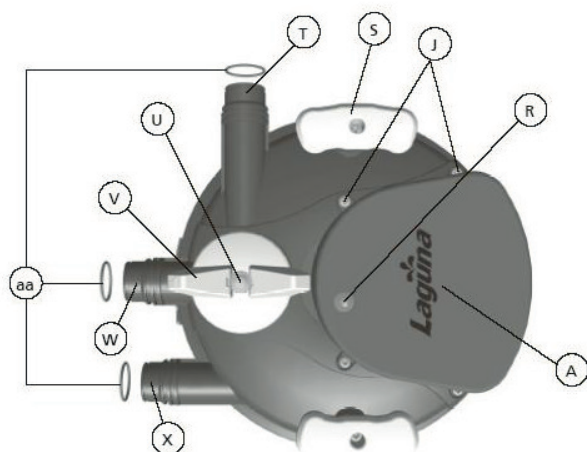
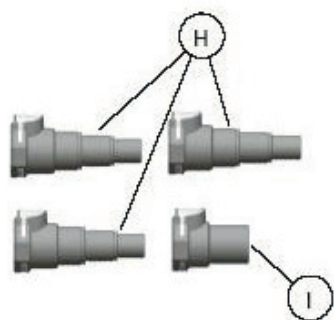


PRESSURE-FLO POST 2015 PARTS EXPLOSION

Item	Description	PT1715/1730 3000	PT1716/1731 6000	PT1717/1732 10000	PT1718/1733 14000
A	UVC Head	PT1376	PT1377	PT1378	PT1379
B	UVC Lamp	PT1601	PT1601	PT1602	PT1603
C	Quartz Sleeve	PT1605	PT1605	PT1606	PT1607
D	O Rings				
D	Quartz Sleeve O Rings only	PT1707	PT1707	PT1708	PT1708
E	Quartz Sleeve Flange	PT1711	PT1711	PT1712	PT1712
F	UVC Head O Ring	PT1530	PT1530	PT1530	PT1530
G	Filter Lid	PT1483	PT1483	PT1484	PT1484
H	Universal Click Fit	PT640	PT640	PT640	PT640
I	Sealing Cap Click Fit	PT1543	PT1543	PT1543	PT1543
J	Anti loss screws for (4) for PFLO Head	PT1371	PT1371	PT1371	PT1371
K	Quartz Sleeve Flange Screws				
L	Foam Cleaning Blades	PT1513	PT1513	PT1514	PT1514
M	Foam Filters	PT1735	PT1736	PT1737	PT1738
N	Foam Support Frame				
O	Lid Clamp	PT1489	PT1489	PT1490	PT1490
P	Filter Lid O Ring	PT1535	PT1535	PT1536	PT1536
Q	Filter Case	PT1485	PT1486	PT1487	PT1488
R	Lamp Indicator				
S	Cleaning Handles	PT1495	PT1495	PT1495	PT1495
T	Drain Outlet				
U	Cleaning Indicator	DISC	DISC	DISC	DISC
V	Mode Selector Switch	PT1517	PT1517	PT1517	PT1517
W	Water Outlet				
X	Water Inlet				
Y	Lamp Damper				
Z	Safety Lock				
aa	Rubber O Rings	PT743	PT743	PT743	PT743



PRESSURE-FLO PRE 2015 PARTS EXPLOSION



POST 2015
MODEL

PRE 2015
MODEL



Item	Description	PT1500 2500	PT1502 5000	PT1504 8000	PT1506 12000
Disc	UVC Heads	N/A	N/A	N/A	N/A
A	UVC Head/ Flange screws	PT1529	PT1529	PT1529	PT1529
B	UVC Lamp	PT1492	PT1492	PT1493	PT1494
C	Quartz Sleeve	PT1524	PT1524	PT1525	PT1526
D	O Rings				
D	Quartz Sleeve O Rings only	PT1527	PT1527	PT1527	PT1527
E	Quartz Sleeve Flange	PT1528	PT1528	PT1528	PT1528
F	UVC Head O Ring	PT1530	PT1530	PT1530	PT1530
G	Filter Lid	PT1483	PT1483	PT1484	PT1484
H	Universal Click Fit	PT640	PT640	PT640	PT640
I	Sealing Cap Click Fit	PT1543	PT1543	PT1543	PT1543
J	Anti loss screws for (4) for PFLO Head	PT1371	PT1371	PT1371	PT1371
K	Quartz Sleeve Flange Screws	PT1529	PT1529	PT1529	PT1529
L	Foam Cleaning Blades	PT1513	PT1513	PT1514	PT1514
M	Foam Filters	PT1735	PT1736	PT1737	PT1738
N	Foam Support Frame				
O	Lid Clamp	PT1489	PT1489	PT1490	PT1490
P	Filter Lid O Ring	PT1535	PT1535	PT1536	PT1536
Q	Filter Case	PT1485	PT1486	PT1487	PT1488
R	Lamp Indicator				
S	Cleaning Handles	Cleaning Handles for this model have been discontinued. However the new model yellow handles also fit this model			
T	Drain Outlet				
U	Cleaning Indicator	DISC	DISC	DISC	DISC
V	Mode Selector Switch	PT1517	PT1517	PT1517	PT1517
W	Water Outlet				
X	Water Inlet				
Y	Lamp Damper				
Z	Safety Lock				
aa	Rubber O Rings	PT743	PT743	PT743	PT743

FLOATING PLANT BASKETS

LAGUNA OFFERS A VARIETY OF PRODUCTS DESIGNED TO MAKE PLANTING, GROWING AND MAINTAINING POND PLANTS SIMPLE & CONVENIENT.

Laguna Floating Baskets make planting and maintenance easy. The buoyant styrofoam float ensures the basket will stay at the surface protecting plant roots from fish. Made of finely-woven fabric, they provide excellent soil containment and provide additional shade and protection for fish.

NEW



SQUARE FLOATING PLANT BASKET
SET - PT1022



FLOATING PLANTING BASKET 25CM
- PT974



FLOATING PLANTING BASKET 35CM
- PT975



FLOATING PLANTING BASKET KIT (1 X
25CM, 1 X 35CM) - PT979



PLANT GROW FERTILISER SPIKES,
PACK OF 3 - PT910



Laguna Plant Grow Fertiliser Pond Spikes treat marginals and deep water aquatics individually. The spikes contain a slow release, well-balanced feeding formula which is low in phosphorus and will not impact the water quality, plus you only need to dose once per year!

Also ideal for hanging baskets and patio tubs.





BENEFITS OF POND PLANTS

Not only do aquatic plants enhance the beauty of your pond, they also help create a habitat for wildlife. Aquatic plants are important for providing shade and using up nutrients in the water which would otherwise lead to a build-up of green algae. They keep the water clean and well oxygenated, providing shelter for fish and other wildlife in your pond.



M3059

Floating Plant
Basket corex poster
700 x 460 mm

M3066

Floating Plant Basket
FSDU
(Holds 12 x PT1022,
12 x PT979, 24 x
PT910)



FLY MIX

FLY MIX



NATURAL, COMPLETE & NUTRITIONALLY BALANCED



PROMOTES VIBRANT COLOURS



IMMUNE SYSTEM SUPPORT

Flies and insects form a natural part of pond fishes' diet in the wild. They're packed with protein, naturally palatable and full of essential vitamins, minerals and calcium. Laguna Fly Mix takes sustainably sourced black soldier fly larvae, combined with salmon, shrimp, corn and other high-quality ingredients to create a premium daily food your fish will go wild for.

INSECT BASED KOI & POND FISH FOOD

Formula includes sustainably sourced black soldier fly larvae, combined with salmon, shrimp, corn and other high-quality ingredients to create a premium daily food your fish will go wild for.

- Natural, complete and nutritionally balanced
- Promotes vibrant colours
- Immune system support
- High-quality ingredients
- Premium daily food



**FORMULA CREATED WITH
BLACK SOLDIER FLY LARVAE**



AVAILABLE IN;
750 g Bag
1.75 kg Bucket

FLY MIX

NEW



SUSTAINABLY HARVESTED



1. Leftover fruits and vegetables which would otherwise go to landfill are used to rear nutritionally packed black soldier fly larvae.



2. The larvae are harvested, dried and combined into our premium ingredient mix.



3. Your fish benefit from a natural, palatable food closer to nature's diet.



FLY MIX KOI & POND FISH FOOD -
1.75G **PT8**



FLY MIX KOI & POND FISH FOOD -
750G **PT7**



FREE STANDING DISPLAY UNIT



M3074

LAGUNA FLY MIX FSDU
1750 x 490 x 490 mm

HYDRA-CLEAN

MAINTENANCE SHOULDN'T BE A CHORE!

The Hydra-Clean range from Laguna makes creating a complete, high quality pond maintenance kit as easy as 1, 2, 3


hydra CLEAN

**FSDU
AVAILABLE**

M3075 - Hydra-clean
FSDU



The Laguna Hydra Pole is a heavy-duty pole designed to cope with all the demands of the serious pond keeper. A simple twist lock mechanism allows an easy and fast way to control the pole extension size required.



1 Choose your Hydra-Pole

Each high quality lightweight aluminium Hydra-Pole features an ergonomic rubber grip with hanging loop and a simple and sturdy twist lock extendable handle.




2 Choose your Hydra-Head

Whether you're cleaning algae, raking blanketweed or hooking your pond pump from the bottom of your pond, the Hydra-Clean range has the solution. Each Hydra-Head attaches easily and securely to the Hydra-Pole and can be quickly changed for the ultimate in versatility and convenience.

The Laguna Hydra Pole allows the ability to fit a range of accessory heads to enable the completion of all pond maintenance. The accessory head range is as follows: -

- Large Algae Brush
- Small Algae Brush
- Algae Rake
- Pump Hook



HYDRA-HEAD HOOK - PT939



SMALL ALGAE BRUSH - PT936



LARGE ALGAE BRUSH - PT937

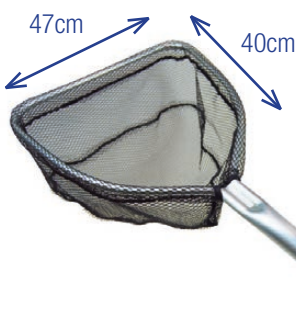

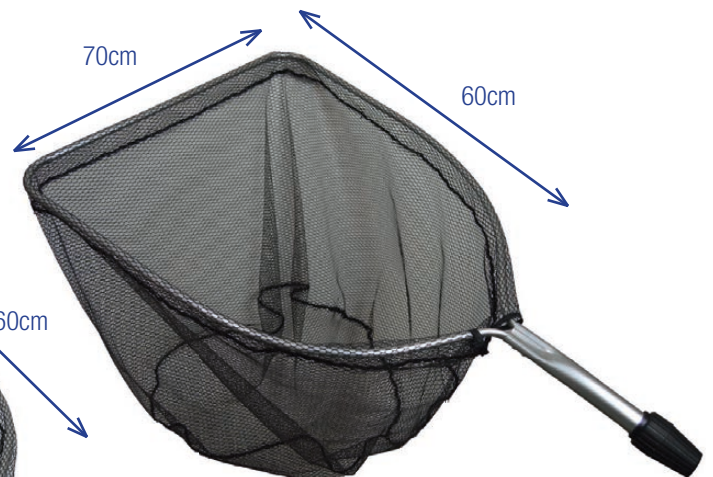



HYDRA-HEAD ALGAE RAKE - PT938



3 Choose your Hydra-Net

Hydra-Nets are built to last! Each rubberised net features strong, easy-dry rubber coated silicone netting which is kind to your fishes' delicate scales and fins. Deep net pockets up to 45cm make it easier to maneuver fish into the net. All Hydra-Nets are fully compatible with both Hydra-Poles.



The silicone nets allow the net to be tough, durable and easy to dry. This will ensure that the life of your net will last much longer than most of the net products on the market today.

POND NETS

NEW


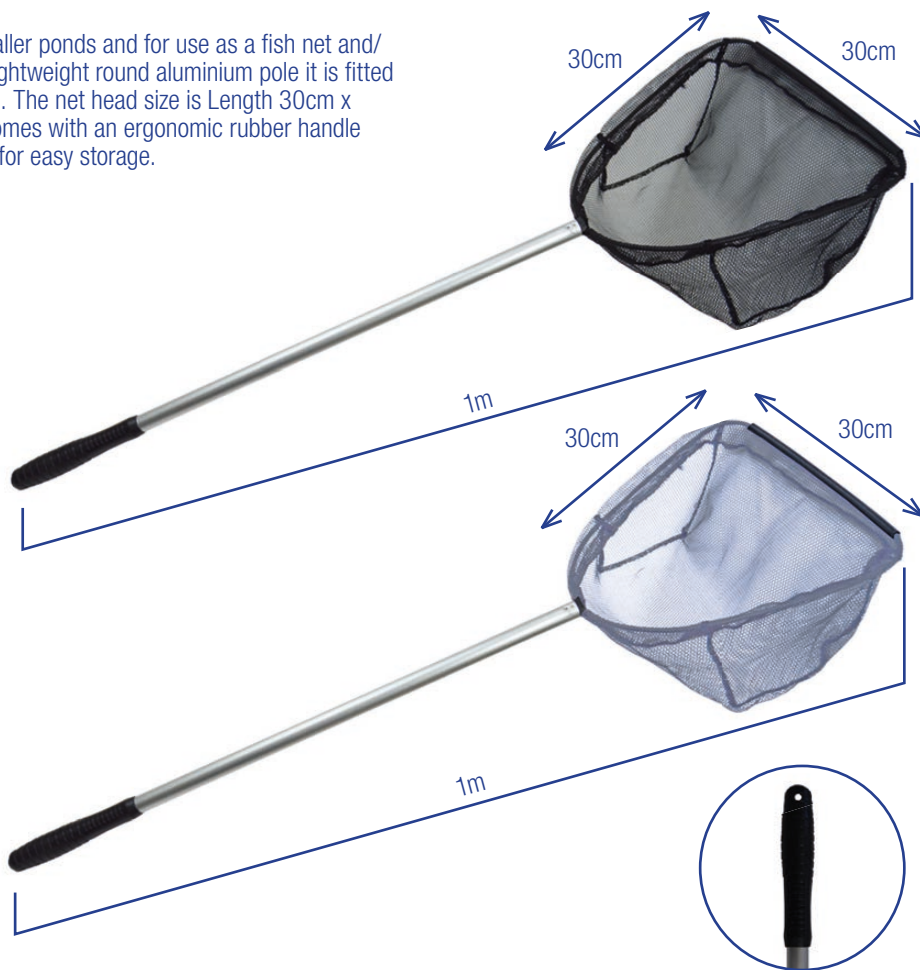
SMALL POND NETS

These pond nets are designed for the smaller ponds and for use as a fish net and/or skimmer net. Consisting of a 1 metre lightweight round aluminium pole it is fitted with a Black coarse or white fine net head. The net head size is Length 30cm x Breadth 30cm x Depth 14cm. The pole comes with an ergonomic rubber handle grip that facilitates the hanging of the net for easy storage.

1M COARSE POND NET BLACK - PT941



1M FINE POND NET WHITE - PT942



POND NETS

Unique design allows easy access to all areas of your pond. Soft netting, durable construction with telescopic handles and "click" collapsible for easy storage. Available in a range of sizes and styles.



36CM POND NET with Extendable Handle (83-152cm) - **PT815**



30CM POND NET with Extendable Handle (83-152cm) - **PT816**



46CM POND SKIMMER Extendable Handle (45-76cm) (min 6) - **PT817**



40CM PRO POND Extendable Handle Net (75-140cm) - **PT827**



Discover a whole new world

of wildlife with Laguna's latest addition to the range, the Extendable Pond Net. Available in four vibrant colours, this net is ideal for any adventurous child.

The Laguna Extendable Pond Net helps to safely capture wildlife and bring children closer to nature whilst leaving the animals unharmed. The fishing net extends from 38cm to 88cm and is made from a light weight material so it's portable and easy to carry. It's the perfect companion for pond dipping, trips to the seaside or even in the park catching bugs and butterflies.

Laguna Extendable Pond Nets come complete with a compact, colourful shelf display unit at a great price, check out the deal and offer your customers a fun impulse buy at your till!

(24) Kids Novelty Nets 4 Mixed Colours) -

PT823




POND MAINTENANCE


POND VAC

Another clever handy cleaning tool for fast and convenient pond maintenance, the Laguna Pond Vac is powered by flowing water and does not require electricity. Simply attach to a garden hose. The kit includes a power vac attachment for collecting dirt and debris from the pond bottom and a hydro brush for scrubbing and cleaning. Comes complete with a filter bag and extension pole.

Hydro brush for scrubbing and cleaning the side of your pond



Power vac for collecting dirt and debris from the pond bottom



RPL POND VACUUM BAG - PT833



LAGUNA POND VACUUM KIT - PT831



WATER CONDITIONING

Phos X Phosphate Remover from Laguna treats ponds up to 5000 litres for up to 3 months. Phos X helps clear blanketweed fast by quickly reducing high levels of Nitrites, Nitrates and Phosphates therefore starving algae of its vital food source to help create a crystal clear, algae free pond.

Laguna Phos-X is specifically formulated for freshwater ponds to reduce many of the compounds that encourage unsightly green water and blanket weed. Phos-X absorbs and traps phosphate, nitrite and nitrate, gradually and safely. As a result, your pond water will be crystal clear and provide ideal living conditions for fish and plants free from string algae. Phos-X is easy to use and greatly reduces hands-on pond maintenance.

PHOS-X PHOSPHATE REMOVER - PT570



CONNECTORS

THE CLICK FIT CONNECTION

Click Fit describes the job of the Laguna couplings which enable quick and secure attachments to pumps, filters, UVs and other Laguna equipment that you add to your system. This do-it-yourself approach makes connections, installation and maintenance a snap! Designed to fit most Laguna equipment, Click-Fit connectors come in a variety of diameters and sizes.



1 1/4" to 1 1/2" Hosing Connector -
PT638



1 1/4" to 3/4", 1", 1 1/4" Universal Fast
hose Coupling - **PT640**



1 to 1 1/4" Hosing Connector - **PT639**



1 1/2" to 1 1/4", 1 1/2" Hose Connector
- **PT358**



1" to 3/4", 1", 1 1/4" Universal Fast hose
Coupling - **PT636**



1" to 3/4" Threaded Connector -
PT623



	PT8232 2200	PT8236 4000	PT8240 5000	PT8244 7600	PT8248 9000	PT8252 11000	PT8256 16500
25mm Click Fit Universal coupling Adapter to fit hose 19, 25, 32mm	PT636	PT636	PT636				
25mm Click Fit to fit hose 19mm	PT623	PT623	PT623				
25mm Click Fit to fit hose 32mm	PT639	PT639	PT639				
32mm Click Fit to fit hose 38mm				PT638	PT638	PT638	
32mm Click Fit Universal coupling Adapter to fit hose 19, 25, 32mm				PT640	PT640	PT640	
38mm Click Fit Universal coupling Adapter to fit hose 32, 38mm							PT358
	PT8200 2200	PT8204 4000	PT8208 5000	PT8212 7600	PT8216 9000	PT8220 11000	
25mm Click Fit Universal coupling Adapter 19, 25, 32mm	PT636						
25mm Click Fit to fit hose 19mm	PT623						
25mm Click Fit to fit hose 32mm	PT639						
32mm Click Fit to fit hose 38mm		PT638	PT638	PT638	PT638	PT638	
32mm Click Fit, Universal coupling 19, 25, 32mm		PT640	PT640	PT640	PT640	PT640	

MULTI-HOSE ADAPTERS

When you need to connect two hoses of different diameters together, the Laguna Multi-hose Adapter is the perfect solution. It is easy to install and provides a secure connection. The adapter is designed for both metric or imperial hose sizes. Fits hoses from 6 mm to 38 mm diameter.



Laguna Y Connector 1 1/4" - **PT678**



0 15561 20678 5

5mm (1/4") - 20mm (3/4") - **PT676**



0 15561 20676 1

20mm (3/4") - 38mm (1 1/2") - **PT677**









0 15561 20677 8

REPLACEMENT & SPARE PARTS

FOR MORE INFORMATION ABOUT REPLACING PARTS VISIT -

www.lagunaponds.co.uk/product-category/replacement-parts

FOUNTAIN PUMP REPLACEMENTS & SPARES

PT8151	REPLACEMENT IMPELLER & SHAFT (PT8150)		 0 15561 28151 5
PT8156	REPLACEMENT IMPELLER & STEEL SHAFT (PT8155)		 0 15561 28156 0
PT8161	REPLACEMENT IMPELLER & SHAFT (PT8160)		 0 15561 28161 4

POWERJET REPLACEMENTS & SPARES

POST 2015 POWERJET SPARE PARTS













PT447	PIVOT PIN FASTENERS FOR POWERJET CAGES ALL MODELS		 0 15561 20447 7
PT616	RISER STEM FOR POWERJET 2200 (PT8200) ONLY		 0 15561 20616 7
PT617	RISER STEM FOR POWERJET 4000/5000/7600/9000/11000 (PT8204/8208/8212/8216/8220)		 0 15561 20617 4
PT626	DIVERter VALVE FOR POWERJET 2200 (PT8200) ONLY		 0 15561 20626 6
PT627	DIVERter VALVE FOR POWERJET 4000/5000 (PT8204/8208)		 0 15561 20627 3
PT628	DIVERter VALVE FOR POWERJET 7600/9000/11000 (PT8212/8216/8220)		 0 15561 20628 0
PT652	3-TIER JET MEDIUM FOR POWERJET 2200/4000/5000 (PT8200/8204/8208)		 0 15561 20652 5
PT662	WATERBELL FOUNTAIN HEAD FOR POWERJET 2200/4000/5000 (PT8200/8204/8208)		 0 15561 20662 4
PT455	IMPELLER FOR PUMP MODEL POWERJET 2200 (PT8200)		 0 15561 20455 2
PT759	IMPELLER SHAFT FOR POWERJET 2200 (PT8200)		 0 15561 20759 1

PT457	IMPELLER FOR PUMP MODEL POWERJET 4000 (PT8204)		
PT761	IMPELLER SHAFT FOR POWERJET 4000 (PT8204)		
PT396	COMPLETE IMPELLER ASSEMBLY FOR PUMP MODEL POWERJET 5000 (PT8208)		
PT468	COMPLETE IMPELLER ASSEMBLY FOR PUMP MODEL POWERJET 7600/9000 (PT8212-PT1816)		
PT465	COMPLETE IMPELLER ASSEMBLY FOR POWERJET 11000 (PT8220)		

MAX-FLO REPLACEMENTS & SPARES







POST 2015 SPARE PARTS

PT358	CLICK FIT CONNECTOR FOR MAX-FLO 16500 (PT8256)		
PT447	PIVOT PIN FASTENERS FOR MAX-FLO PUMP CAGES ALL MODELS		
PT455	IMPELLER FOR PUMP MODEL MAX-FLO 2200 (PT8232)		
PT759	IMPELLER SHAFT FOR MAX-FLO 2200 (PT8232)		
PT457	IMPELLER FOR PUMP MODEL MAX-FLO 4000 (PT8236)		
PT761	IMPELLER SHAFT FOR MAX-FLO 4000 (PT8236)		
PT396	COMPLETE IMPELLER ASSEMBLY FOR PUMP MODEL MAX-FLO 5000 (PT8240)		
PT468	COMPLETE IMPELLER ASSEMBLY FOR PUMP MODEL MAX-FLO 7600/9000 (PT8244/PT8248)		
PT465	COMPLETE IMPELLER ASSEMBLY FOR MAX-FLO 11000 (PT8252)		
PT354	COMPLETE IMPELLER ASSEMBLY FOR MAX-FLO 16500 (PT8256)		

PT447	PIVOT PIN FASTENERS FOR PRE 2015 PUMP CAGES ALL MODELS		 0 15561 20447 7
PT455	IMPELLER SHAFT FOR PJFF 1500 (PT324) PJFF 2200 (PT326) MAX-FLO 2200 (PT340)		 0 15561 20455 2
PT759	IMPELLER SHAFT FOR PJFF 1500/2200 (PT324/326) MAX-FLO 2200 (PT340)		 0 15561 20759 1
PT457	COMPLETE IMPELLER ASSEMBLY FOR PJFF 3500 (PT328) PUMP MODEL MAX-FLO 3500 (PT342)		 0 15561 20457 6
PT761	IMPELLER SHAFT FOR PJFF 3500/4500 (PT328/330) MAX-FLO 3500 (PT342)		 0 15561 20761 4
PT465	COMPLETE IMPELLER ASSEMBLY FOR PJFF 7500/9000 (PT334/336) MAX-FLO 11000 (PT350)		 0 15561 20465 1

PRESSURE-FLO REPLACEMENTS & SPARES

REPLACEMENT UVC BULBS POST 2015

PT1601	PLS Style UVC BULB 11W FOR PFLO & CFLO 3000/6000 (PT1715/16 & PT1730/31)		
PT1602	PLL Style UVC BULB 18W FOR PFLO & CFLO 10000 (PT1717 & PT1732)		
PT1603	PLL Style UVC BULB 24W FOR PFLO & CFLO 14000 (PT1718 & PT1733)		

SERVICE KITS & FOAMS POST 2015 (Service Kits Include replacement foam media, UVC Bulb, silicone lubricant and 3 O Rings)

PT1610	SERVICE KIT PFLO / CFLO 3000 (PT1715 / PT1730)		
PT1611	SERVICE KIT PFLO / CFLO 6000 (PT1716 / PT1731)		
PT1612	SERVICE KIT PFLO / CFLO 10000 (PT1717 / PT1732)		
PT1613	SERVICE KIT PFLO / CFLO 14000 (PT1718 / PT1733)		
PT1735	REPLACEMENT FOAMS (3PK) FOR PFLO & CFLO 3000/6000 (PT1715/16& PT1730/31) AND PFLO 2500/5000 (PT1500-02)		
PT1736	REPLACEMENT FOAMS (4PK) FOR PFLO & CFLO 3000/6000 (PT1715/16& PT1730/31) AND PFLO 2500/5000 (PT1500-02)		
PT1737	REPLACEMENT FOAMS (4PK) FOR PFLO & CFLO 10000/14000 (PT1717/18 & PT1731/33) AND PFLO 8000/12000 (PT1504-06)		
PT1738	REPLACEMENT FOAMS (5PK) FOR PFLO & CFLO 10000/14000 (PT1717/18 & PT1731/33) AND PFLO 8000/12000 (PT1506-06)		
PT1837	REPLACEMENT FOAMS (2PK) FOR PFLO 2500, 5000		
PT1838	REPLACEMENT FOAMS (2PK) FOR PFLO 8000, 12000		

REPLACEMENT UVC BULBS PRE 2015

PT1492	T5 Style FOUR PIN UVC BULB 11W FOR PFLO 2500/5000 (PT1502/04)		
PT1493	T5 Style FOUR PIN UVC BULB 20W FOR PFLO 8000 (PT1504)		
PT1494	T5 Style FOUR PIN UVC BULB 25W FOR PFLO 12000 (PT1506)		

SERVICE KITS & FOAMS PRE 2015 (Service Kits Include replacement foam media, 2 brushes, UVC Bulb, silicone lubricant and 3 O Rings)





















PT1496	SERVICE KIT PFLO PFLO 2500 (PT1500)		
PT1497	SERVICE KIT PFLO PFLO 5000 (PT1502)		
PT1498	SERVICE KIT PFLO PFLO 8000 (PT1504)		
PT1499	SERVICE KIT PFLO PFLO 12000 (PT1506)		

















POST 2015 PRESSURE-FLO/CLEAR-FLO UVC COMPONENTS

PT1376	UVC HEAD FOR PFLO/CFLO 3000 (PT1715/PT1730)		
PT1377	UVC HEAD FOR PFLO/CFLO 6000 (PT1716/PT1731)		
PT1378	UVC HEAD FOR PFLO /CFLO 10000 (PT1717/PT1732)		
PT1379	UVC HEAD FOR PFLO /CFLO 14000 (PT1718/PT1733)		
PT1605	REPLACEMENT QUARTZ SLEEVE AND 2 PCS OF O RING FOR PFLO & CFLO 3000 & 6000 (PT1715 /1716 & PT1730 /31)		
PT1606	REPLACEMENT QUARTZ SLEEVE AND 2 PCS OF O RING FOR PFLO & CFLO 10000 (PT1717 & PT1732)		
PT1607	REPLACEMENT QUARTZ SLEEVE AND 2 PCS OF O RING FOR PFLO & CFLO 14000 (PT1718 & PT1733)		

PT1707	QUARTZ SLEEVE O RINGS FOR PFLO/CFLO 3000/6000 (PT1715/16 & PT1730/31)		
PT1708	QUARTZ SLEEVE O RINGS FOR PFLO/CFLO 10000/14000 (PT1717/18 & PT1732/33)		
PT1711	QUARTZ SLEEVE FLANGE FOR PFLO & CFLO 3000/6000 (PT1715/16 & PT1730/31)		
PT1712	QUARTZ SLEEVE FLANGE FOR THE PFLO & CFLO 10000/14000 (PT1717/18 & PT1732/33)		

COMMON SPARE PARTS TO BOTH PRE AND POST 2015 FILTER COMPONENTS

PT743	1 1/4 (32mm) O RING FOR PFLO CONNECTORS (3 pcs)		
PT1371	4 X ANTI LOSS SCREWS FOR ALL PFLO MODELS PRESSURE-FLO LID		
PT1483	FILTER LID FOR PFLO 2500/5000 PT1500/02 & PFLO & CFLO 3000/6000 (PT1715/16 & PT1730/31)		
PT1484	FILTER LID FOR PFLO 8000/12000 (PT1504/06) & PFLO & CFLO 10000/14000 (PT1717/18 & PT1732/33)		
PT1485	FILTER CASE FOR PFLO 2500 (PT1500) AND PFLO & CFLO 3000 (PT1715 & PT1730)		
PT1486	FILTER CASE FOR PFLO 5000 (PT1502) AND PFLO & CFLO 6000 (PT1716 & PT1731)		
PT1487	FILTER CASE FOR PFLO 8000 (PT1504) AND PFLO & CFLO 10000 (PT1717 & PT1732)		
PT1488	FILTER CASE FOR PFLO 12000 (PT1506) AND PFLO & CFLO 14000 (PT1718 & PT1733)		
PT1489	LID CLAMP FOR PFLO 2500 / 5000 (PT1502/1504) AND PFLO & CFLO 3000/6000 (PT1715/16 & PT1730/31)		
PT1490	LID CLAMP FOR PFLO 8000 /12000 (PT1504/1506) AND PFLO & CFLO 10000/14000 (PT1717/18 & PT1732/33)		



























PT1495	CLEANING HANDLE KNOB (FITS ALL PFLO MODELS)		
PT1513	FOAM CLEANING BLADES PRESSURE-FLO 2500/5000 (PT1500/1502) PFLO & CFLO 3000/6000 (PT1715/16 & PT1730/31)		
PT1514	FOAM CLEANING BLADES PRESSURE-FLO 2500/5000 (PT1504 /1506) & PFLO & CFLO 10000/14000 (PT1717/18 & PT1732/33)		
PT1517	MODE SELECTOR SWITCH (ALL PFLO MODELS)		
PT1530	PFLO UVC HEAD O RING (ALL PFLO MODELS)		
PT1535	LID SEALING O RING PFLO 2500/5000 (PT1500/02) & PFLO & CFLO 3000/ 6000 (PT1715/16 & PT1730/31)		
PT1536	LID SEALING O RING FOR PFLO 8000/12000 & PFLO & CFLO 10000/ 14000 (PT1717/18 & PT1732/33)		
PT1543	PFLO FILTER BLANKING OFF CAP CLICK FIT FITS ALL MODELS		

PRE 2015 PRESSURE-FLO/CLEAR-FLO UVC COMPONENTS







PT1524	QUARTZ SLEEVE AND 2 O RINGS PFLO 2500 / 5000 (PT1502/04)		
PT1525	QUARTZ SLEEVE AND 2 O RINGS PFLO 8000 (PT1504)		
PT1526	QUARTZ SLEEVE AND 2 O RINGS PFLO 12000 (PT1506)		
PT1527	QUARTZ SLEEVE O RINGS FOR PFLO ALL PRE 2015 MODELS		
PT1528	QUARTZ SLEEVE FLANGE ONLY FOR PFLO FOR ALL PRE 2015 MODELS		
PT1529	REPLACEMENT SCREWS FOR UVC HEAD & FLANGE FOR PFLO FOR ALL MODELS		

POWERCLEAR MULTI REPLACEMENTS & SPARES





POWERCLEAR MULTI ALL IN ONE SPARES

PT616	REPLACEMENT RISER STEM FOR 3500 (PT1815) & 7000 (PT1816)		
PT652	REPLACEMENT 3 TIER FOUNTAIN HEAD FOR 3500 (PT1815) & 7000 (PT1816)		
PT662	REPLACEMENT BELL FOUNTAIN HEAD FOR 3500 (PT1815) & 7000 (PT1816)		
PT766	1" (25 mm). RUBBER O RINGS FOR YELLOW CLICK FIT ADAPTER FOR 3500 (PT1815) & 7000 (PT1816)		
PT1704	REPLACEMENT QUARTZ SLEEVE FOR 3500/7000 AND 2 PCS OF O RINGS (PT1815/1816)		
PT1823	IMPELLER KIT FOR POWERCLEAR MULTI 3500 (PT1815)		
PT1824	IMPELLER KIT FOR POWERCLEAR MULTI 7000 (PT1816)		
PT1826	QUARTZ SLEEVE FLANGE AND SEALS REPLACEMENT PARTS FOR 3500 (PT1815) & 7000 (PT1816)		
PT1827	REPLACEMENT CLAMP LOCK FOR 3500 (PT1815) & 7000 (PT1816)		
PT1829	REPLACEMENT CLICK FIT & DIVERTER VALVE FOR 3500 (PT1815) & 7000 (PT1816)		
PT1834	REPLACEMENT BIO-BRICK FOR 3500 (PT1815) & 7000 (PT1816)		
PT1825	PCM 1x9W (UV-C LAMP CAP/BASE TYPE G23)		
PT1839	PCM 1x9W (UV-C LAMP CAP/BASE TYPE G23)		

REPLACEMENT MEDIA

PT1604	9W UVC REPLACEMENT LAMP FOR 3500 (PT1815) & 7000 (PT1816)		 0 15561 21604 3
PT1820	FILTER FOAM 2 PK FOR 3500 (PT1815) & 7000 (PT1816)		 0 15561 21820 7
PT1821	FILTER FOAM 2 PK PLUS 1X 9W UVC REPLACEMENT LAMP FOR 3500 (PT1815) & 7000 (PT1816)		 0 15561 21821 4

UV STERILISER **REPLACEMENTS & SPARES**

PT1672	REPLACEMENT 14W BULB FOR UVC STERILISER/CLARIFIER 1000 (PT1671)		 0 15561 21672 2
PT1676	REPLACEMENT 28W BULB FOR UVC STERILISER/CLARIFIER 2000 (PT1675)		 0 15561 21676 0
PT1681	REPLACEMENT 55W BULB FOR UVC STERILISER/CLARIFIER 5000 (PT1680)		 0 15561 21681 4
PT1673	REPLACEMENT QUARTZ SLEEVE FOR UVC STERILISER/CLARIFIER 1000 (PT1671)		 0 15561 21673 9
PT1677	REPLACEMENT QUARTZ SLEEVE FOR UVC STERILISER/CLARIFIER 2000 (PT1675)		 0 15561 21677 7
PT1682	REPLACEMENT QUARTZ SLEEVE FOR UVC STERILISER/CLARIFIER 5000 (PT1680)		 0 15561 21682 1

POS SUPPORT 2019 / 2020

POS SUPPORT



M3070
Laguna Power Floor Sticker



M3068
Laguna Power Shelf Barker



M3071
Laguna Power Aisle Violator

M3067
Laguna Power Totem





M3059

1 x Floating Plant Basket POS Poster
(made from COREX)



M3077

Laguna dump bin



M3066

Floating Plant Basket FSDU
(Holds 12 x PT1022,
12 x PT979, 24 x PT910)



M3065

Laguna Pressure-Flo Totem



S1027UK

Multi-use Dump Bin
can come with bespoke A3 header



M3030

Laguna Curved Header System
Shop Fitting Header Attachment with
Laguna Branded Graphic

POS SUPPORT

PVC BANNERS



M3058

Laguna 5 Year Gurantee PVC Banner 2m x 650mm



S2161

Laguna PVC Banner 2m x 650mm

WINDOW STICKER



Laguna Dealership Poster & Window Cling Sticker
Quality Assured & Sticker

HEADER CARDS



M3034

Header Card 1.2m flat Laguna header card



S2169

Laguna Branding Header Card 990mm x 180mm

SHELF DISPLAYS



M3048

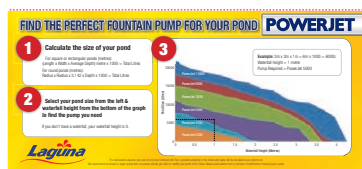
Laguna PowerJet POS Unit



M3049


Laguna Max-Flo POS Unit

SHELF EDGE STRIPS/BARKERS



S2125

Laguna PowerJet Shelf Edge
195mm x 80mm



S2126

Laguna Max-Flo Shelf Edge
195mm x 80mm



M3035

Laguna Elite Dealer Shelf Strip 1m Laguna Shelf Edging Strips



Laguna 5 Year Guarantee Shelf Barker

LAGUNA DECK POND POS



M3063

Laguna Deck Pond POS Sign

CATALOGUES



S2100

Laguna A4
Trade Catalogue



S2105

Laguna A5
Consumer Brochure

NOTES

NOTES



Beautifully simple water gardening

www.lagunaponds.co.uk

